austriatech
national competence center for e-mobility

E-Mobility in Austria

Facts & Figures | October 2026



© Österreichische Post AG

8,434
BEV cars (M1)
new registrations

659
BEV-LCV (N1)
new registrations

23
BEV-HGV (N2 + N3 + Artic)
new registrations

0
BEV buses (M2 + M3)
new registrations

2030: 100% zero emission in new registrations

35 % BEV share of cars (M1) in new registrations in October 2026

0% 100%

326,306
BEV cars (M1)
in operation

40,921
recharging points
in operation

What does BEV mean?
BEV stands for 'Battery Electric Vehicle'. Such a vehicle is powered solely by electric energy stored in the battery.

Glossary



BEV car (M1)

Battery electric passenger car (passenger transportation; vehicle class M1)



FCEV car (M1)

Fuel cell electric passenger car (passenger transportation; vehicle class M1)



PHEV car (M1)

Plug-in hybrid passenger car (passenger transportation; vehicle class M1)



E-car (M1)

Electric passenger car (passenger transportation; vehicle class M1; BEV + FCEV + PHEV)



NLP

Normal recharging point for car (recharging capacity < 23 kW)



SLP

Fast recharging point for car (recharging capacity 23 kW ≤ x ≤ 150 kW)



HPC

Ultra-fast recharging point for car (recharging capacity > 150 kW; High Power Charging)



BEV-LV (L)

Battery electric light vehicle (passenger transportation; vehicle class L; Motorbike /Tricycle / Quadricycle)



BEV-Bus (M2 + M3)

Battery electric bus (passenger transportation; vehicle class M2 + M3)

News & publications
#staycharged

Follow us on
LinkedIn

Visit our
Website

Visit our
Facts & Figures Archive

Discover our newest publication
"Highlights 2025 - Facts & Figures"
and other interesting AustriaTech reports!



BEV-LCV (N1)

Battery electric light commercial vehicle (freight transportation; vehicle class N1; ≤ 3.5 t)



BEV-HGV (N2)

Battery electric heavy goods vehicle (freight transportation; vehicle class N2; 3.5 t < x ≤ 12.0 t)



BEV-HGV (N3)

Battery electric heavy goods vehicle (freight transportation; vehicle class N3; > 12,0 t)



BEV-Artic (N1 + N2 + N3)

Battery electric articulated lorry (freight transportation; vehicle class N1 + N2 + N3)

Welcome

OLÉ – Austria's National Competence Center for E-Mobility, which is part of AustriaTech, supports and analyzes developments in the field of e-mobility. In this document, we provide insights into new registrations and vehicle populations as well as the publicly accessible charging infrastructure.

Every month, we provide information on the facts and figures of e-mobility in order to depict the dynamic developments in the electrification of mobility.

OLÉ - Austria's National Competence Center for E-Mobility wishes a delightful discovery!

BEV car population (M1) per month, 2021 - 2026

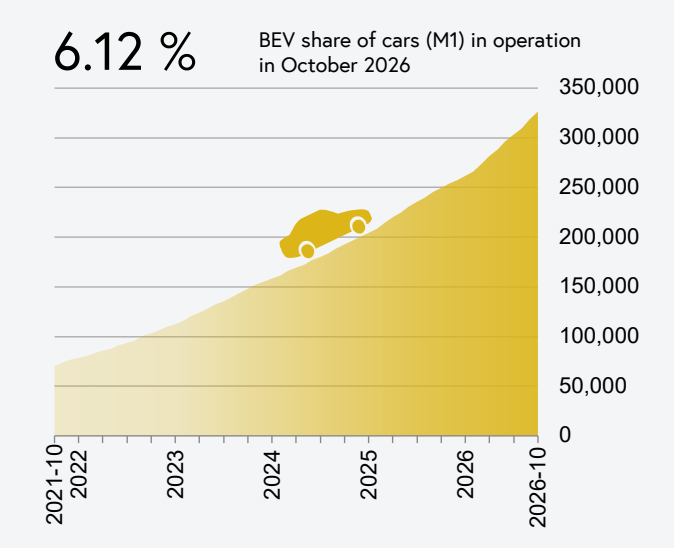

Source: Statistics Austria; Illustration: AustriaTech; Data status: End of each month

New registrations per month: BEV cars (M1), 2024 - 2026

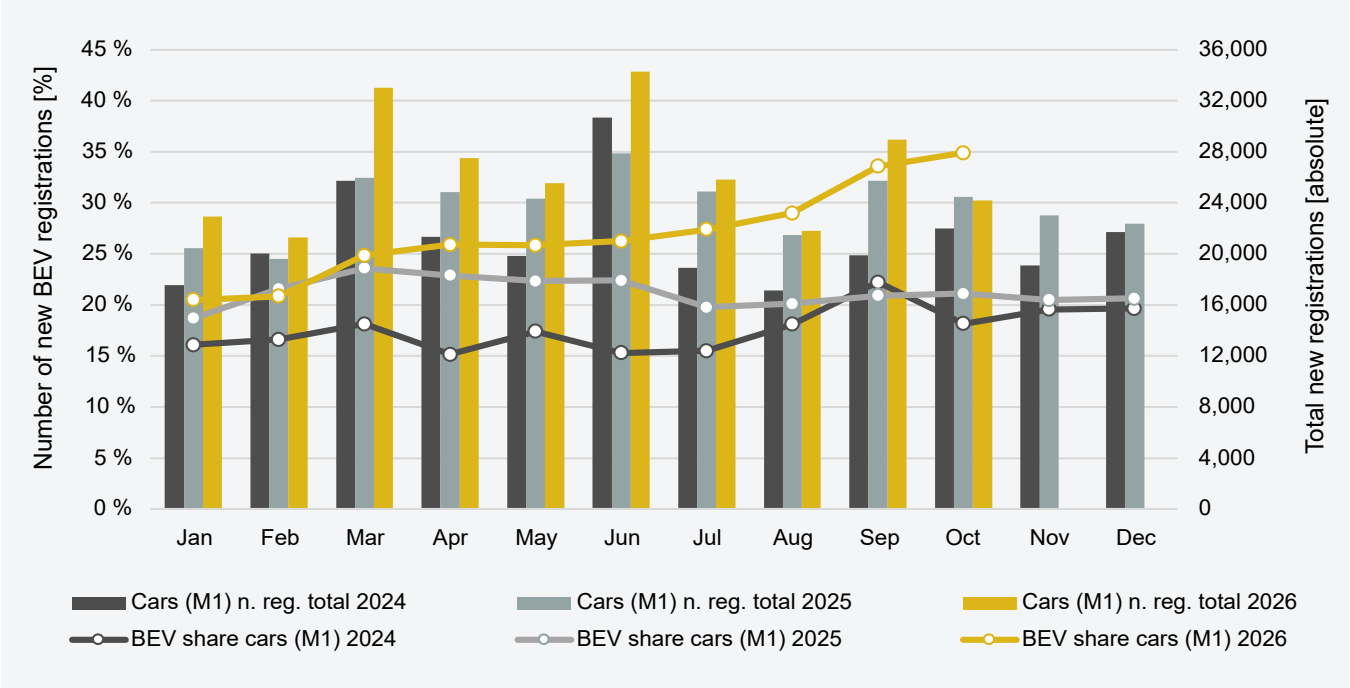

Source: Statistics Austria; Illustration: AustriaTech; Data status: End of each month

Abbreviation: 'n. reg.' stands for new registrations

Share of new registrations of cars (M1) by energy source per quarter, 2024 - 2026

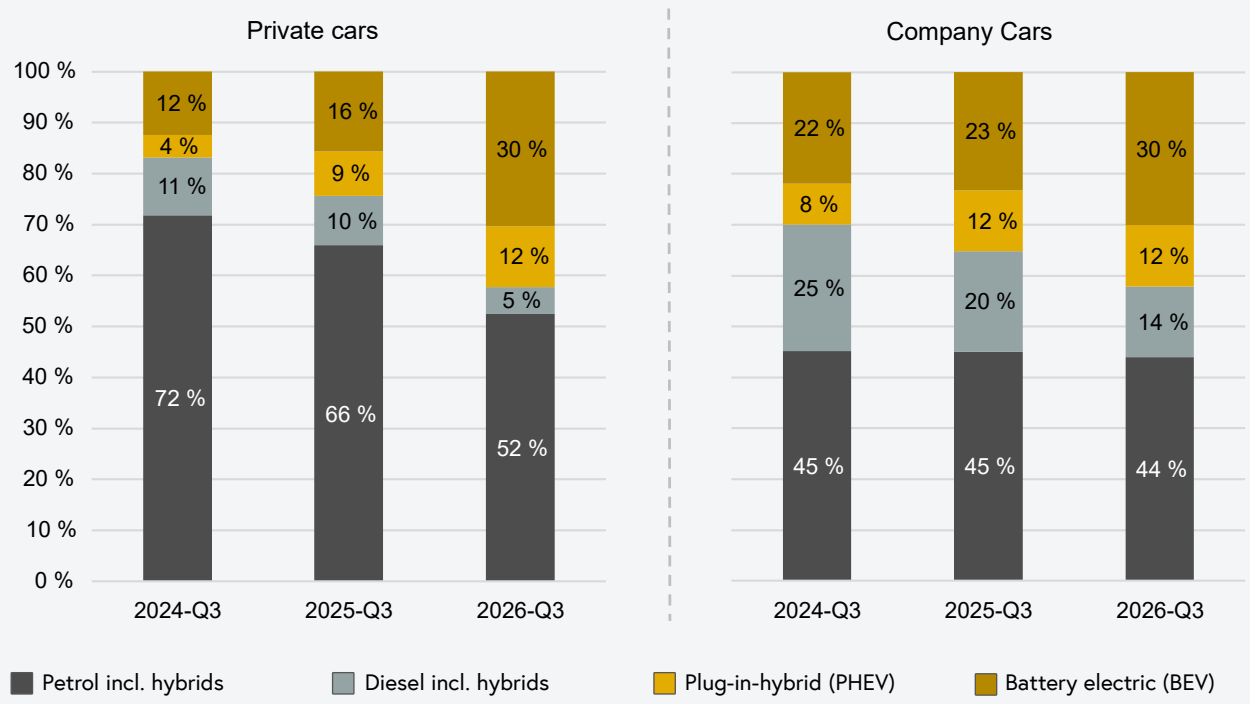

Source: Statistics Austria; Illustration: AustriaTech; Data status: End of each quarter

There are indeed a few new registrations of other alternative drive types, in particular mono- and bivalent natural gas vehicles and fuel cell electric vehicles. However, for illustrational reasons, these are not shown.

Company and private new registrations of BEV cars (M1) per quarter, 2024 - 2026

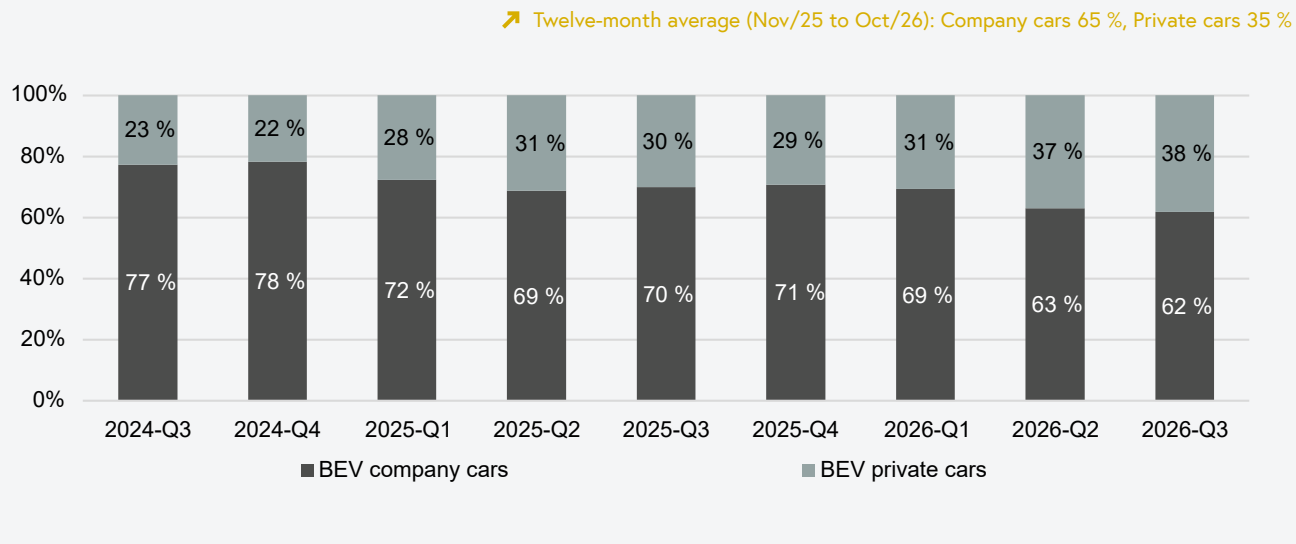

Source: Statistics Austria; Illustration: AustriaTech; Data status: End of each quarter

Share of new registrations of BEV cars (M1) at district level, 2026 ongoing

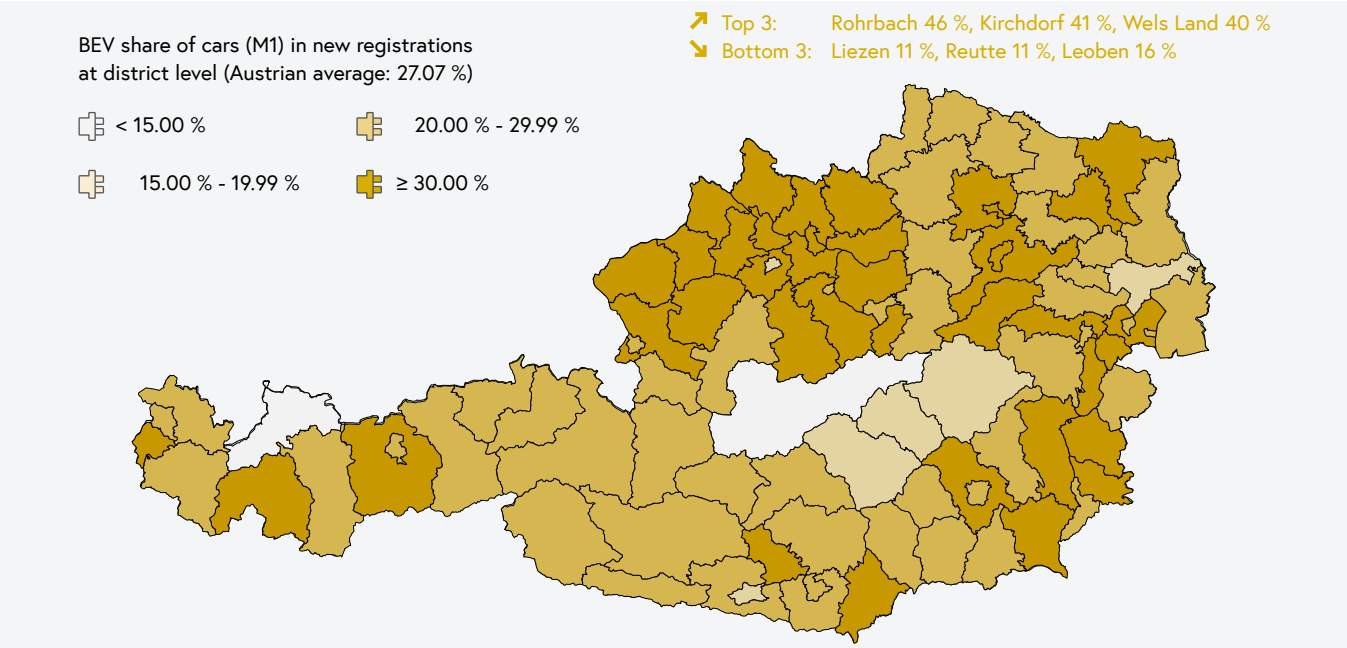

Source: Statistics Austria; Illustration: AustriaTech, Map created using Bing © GeoNames, TomTom; Data status: 31/10/2026

The chart contains the cumulative monthly new registration figures for the current year. For this purpose, the initial data from the reporting centres was aggregated and assigned to the districts, with Vienna representing the individual municipal districts of Vienna as a whole. Only the three reporting centres 'Bahn', 'Justizwache, Polizei, Zollwache' and 'Post' are not included.

The share of new registered BEV cars (M1) is particularly high along the agglomerations of urban centres such as Salzburg Umgebung, Wels Land, Stadt Linz & Linz-Land, Graz Umgebung as well as St. Pölten Umgebung with more than 30 %. In contrast, the share of new BEV registrations in the centre of Austria is comparatively low at about 15 %.

New registrations of BEV cars (M1) by federal state, October 2026

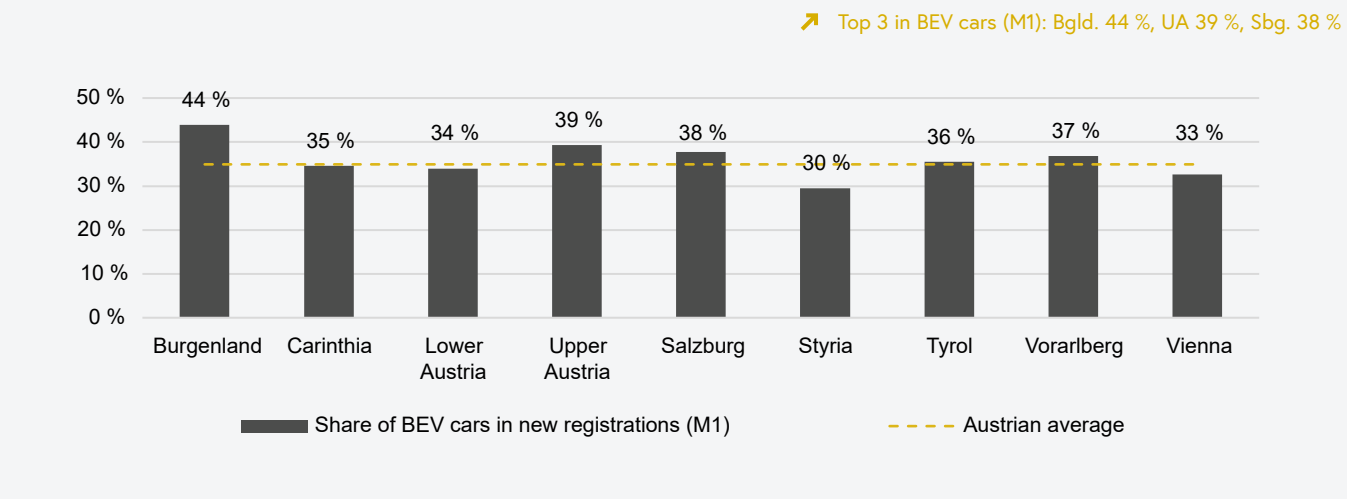

Source: Statistik Austria; Illustration: AustriaTech; Data status: 31/10/2026

In line with Statistics Austria, the values of the reporting centres 'Bahn', 'Justizwache, Polizei, Zollwache' & 'Post' are allocated to Vienna at federal state level.

Best selling BEV passenger cars (M1) by model, 3rd quarter 2026

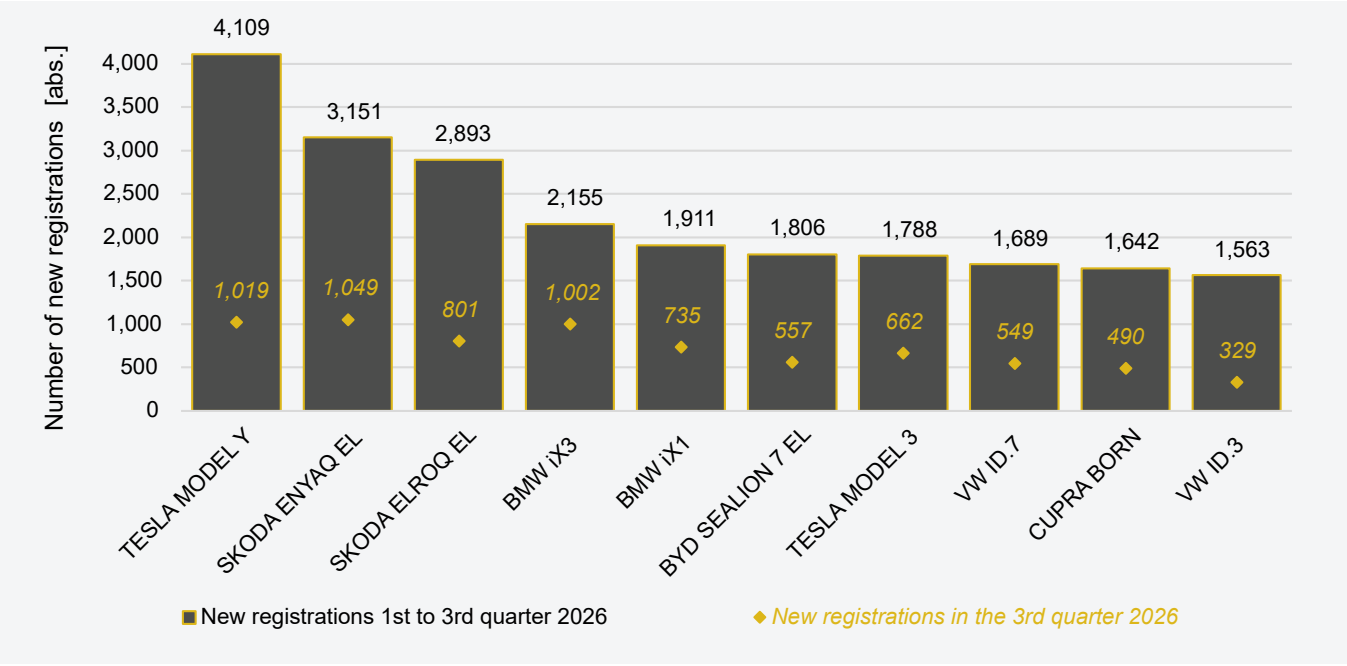

Source: Statistik Austria; Illustration: AustriaTech; Data status: 30/09/2026

Best selling BEV passenger cars (M1) by brand, 3rd quarter 2026

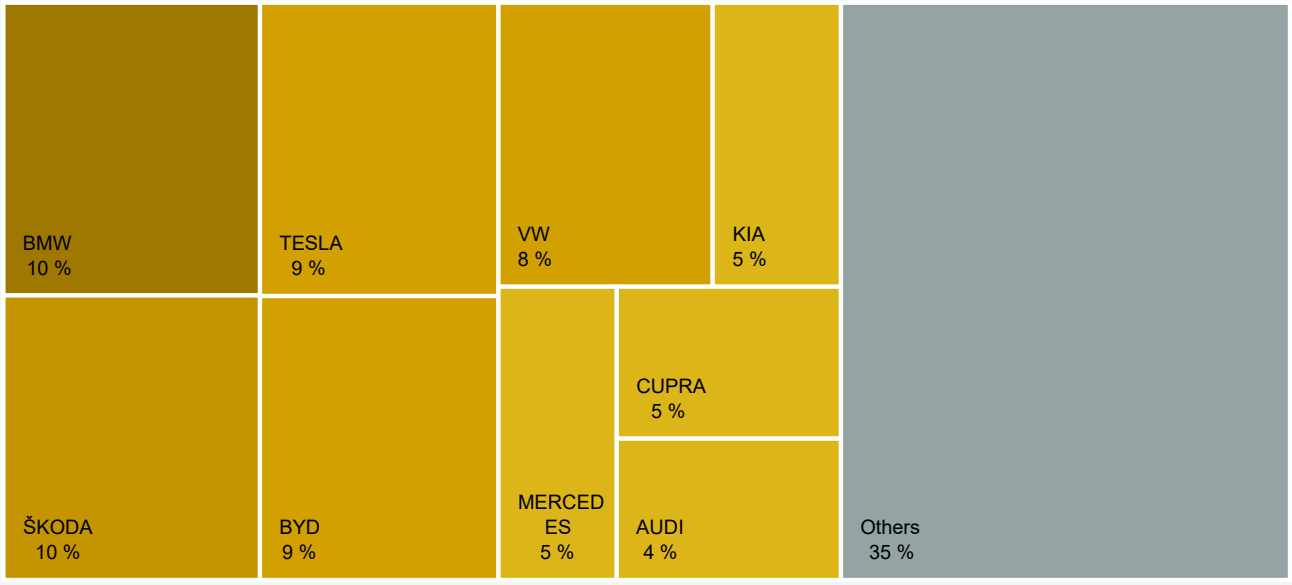

Source: Statistik Austria; Illustration: AustriaTech; Data status: 30/09/2026

Share of new registrations of BEV in selected vehicle classes, October 2026

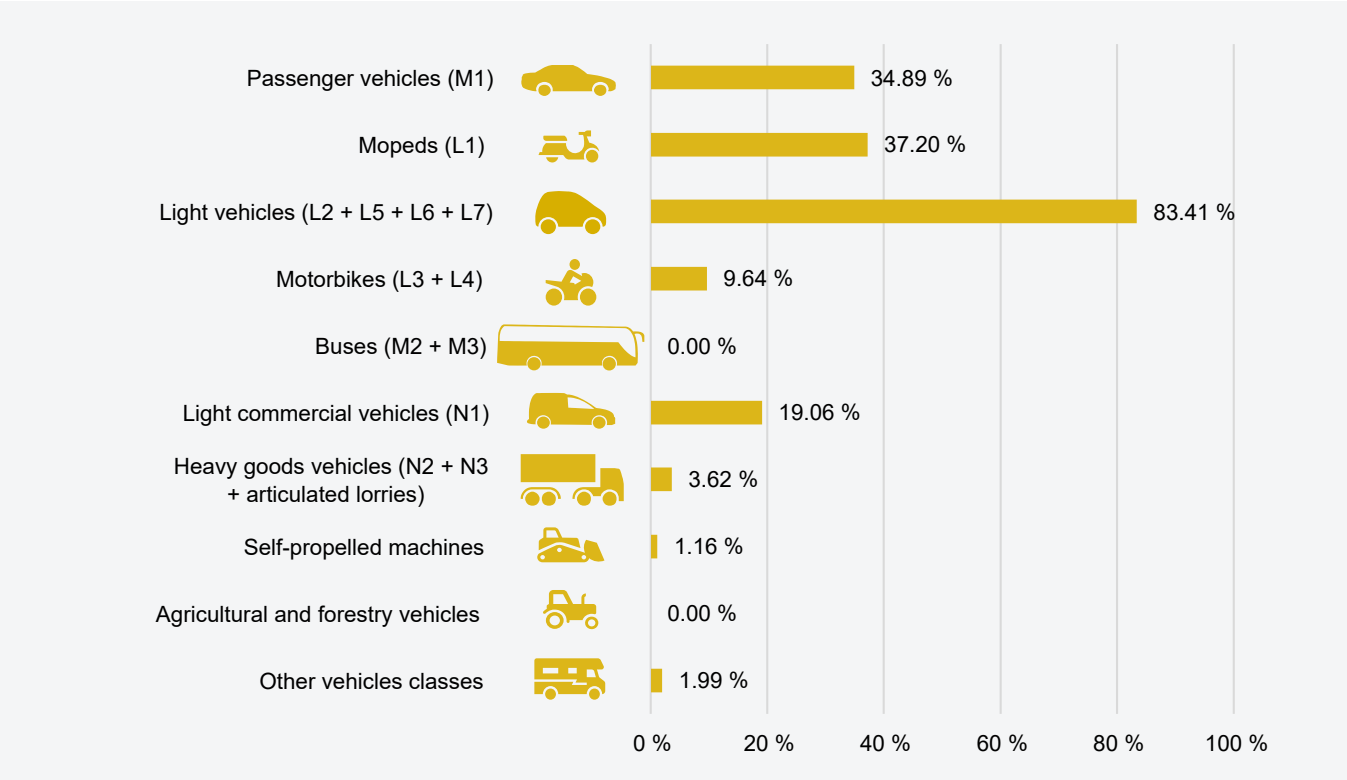

Source: Statistik Austria; Illustration: AustriaTech; Data status: 31/10/2026

New registrations of commercial vehicles by year, 2021 - 2026 ongoing

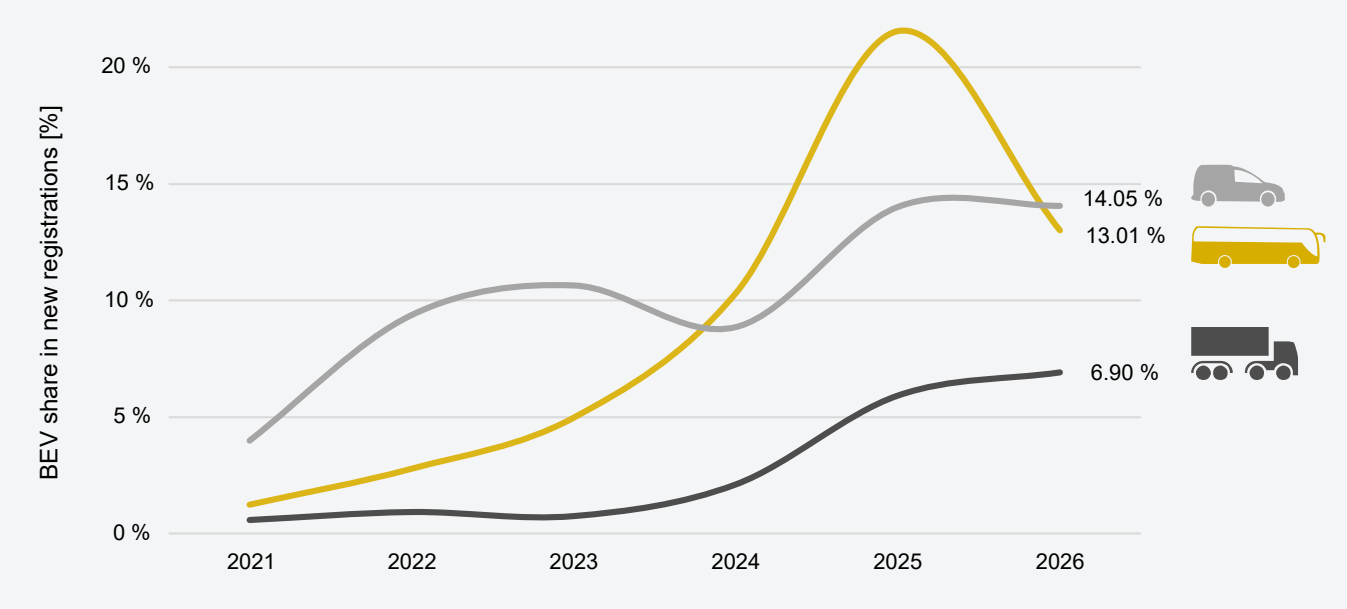

Source: Statistik Austria; Illustration: AustriaTech; Data status: The current year is presented on a cumulative basis up to and including 31/10/2026.

New vehicle registrations per year by vehicle type, fuel type or power source

Vehicle types, fuel types or energy source	2018	2019	2020	2021	2022	2023	2024	2025	2026 Oct	Share
Passenger vehicle class M1	**341,068**	**329,363**	**248,740**	**239,803**	**215,050**	**239,150**	**253,789**	**284,978**	**265,282**	
Petrol incl. hybrids*	190,285	186,943	125,949	120,929	106,805	114,059	135,615	149,664	130,180	**49.07 %**
Diesel incl. hybrids*	141,119	130,423	98,757	70,782	60,735	60,493	56,611	45,841	32,848	**12.38 %**
Gas (CNG, LNG; mono- & bivalent)	642	580	407	86	63	11	13	2	0	**0.00 %**
Plug-in hybrid electric vehicle (PHEV)	2,258	2,156	7,641	14,626	13,268	16,956	16,928	28,820	30,646	**11.55 %**
Battery electric vehicle (BEV)	6,757	9,242	15,972	33,366	34,165	47,621	44,622	60,651	71,606	**26.99 %**
Fuel cell electric vehicle (FCEV)	7	19	14	14	14	10	1	0	2	**0.00 %**
BEV new registrations: Year-on-year change	24.37 %	36.78 %	72.82 %	108.90 %	2.39 %	39.39 %	-6.30 %	35.92 %	63.29 %	
BEV share of new registrations	1.98 %	2.81 %	6.42 %	13.91 %	15.89 %	19.91 %	17.58 %	21.28 %	26.99 %	
Further BEV of the classes L, M, N	**2,727**	**3,141**	**3,558**	**6,155**	**6,486**	**6,469**	**6,937**	**8,737**	**10,087**	**11.96 %**
Motorbikes/Tricycles/Quadricycles (class L)	2,251	2,617	2,805	3,765	4,335	3,087	3,737	3,411	5,206	**11.20 %**
Buses (classes M2 + M3)	17	22	14	11	26	58	105	237	139	**13.01 %**
Light commercial vehicles LCV (class N1; < 3.5 t)	446	500	739	2,341	2,067	3,265	2,928	4,684	4,326	**14.05 %**
Heavy goods vehicles HGV (class N2; 3.5 t < x ≤ 12.0 t)	1	0	0	36	43	29	45	117	99	**26.54 %**
Heavy goods vehicles HGV (class N3; > 12.0t)	9	2	0	2	14	14	88	144	149	**5.99 %**
Articulated lorries classes (class N1 + N2 + N3)	3	0	0	0	1	16	34	144	168	**5.31 %**

** Hybrid electric drive not externally rechargeable*

Source: Statistics Austria; Illustration: AustriaTech; Data status: 31/12 of the corresponding year respectively 31/10/2026

Vehicle population per year by vehicle type, fuel type or power source

Vehicle types, fuel types or energy source	2018	2019	2020	2021	2022	2023	2024	2025	2026 Oct	Share
Passenger vehicle class M1	**4,978,852**	**5,039,548**	**5,091,827**	**5,133,836**	**5,150,890**	**5,185,006**	**5,231,893**	**5,286,101**	**5,331,434**	
Petrol incl. hybrids*	2,167,858	2,217,132	2,250,050	2,278,751	2,303,486	2,330,348	2,374,824	2,428,547	2,467,812	**46.29 %**
Diesel incl. hybrids*	2,778,552	2,778,732	2,775,925	2,743,683	2,690,025	2,637,123	2,576,942	2,490,120	2,397,336	**44.97 %**
Gas (CNG, LNG; mono- & bivalent)	5,877	6,078	6,063	5,787	5,512	5,114	4,694	4,283	3,904	**0.07 %**
Plug-in hybrid electric vehicle (PHEV)	5,710	8,042	15,237	29,021	41,580	56,864	74,768	105,381	136,027	**2.55 %**
Battery electric vehicle (BEV)	20,831	29,523	44,507	76,539	110,225	155,490	200,603	257,717	326,306	**6.12 %**
Fuel cell electric vehicle (FCEV)	24	41	45	55	62	67	62	53	49	**0.00 %**
BEV vehicle stock: Year-on-year change	42.50 %	41.73 %	50.75 %	71.97 %	44.01 %	41.07 %	29.01 %	28.47 %	30.59 %	
BEV share of vehicle stock	0.42 %	0.59 %	0.87 %	1.49 %	2.14 %	3.00 %	3.83 %	4.88 %	6.12 %	
Further BEV of the classes L, M, N	**10,924**	**13,314**	**16,083**	**21,564**	**26,508**	**31,668**	**36,826**	**43,849**	**53,936**	**3.31 %**
Motorbikes/Tricycles/Quadricycles (class L)	8,614	10,533	12,565	15,716	18,621	20,688	23,045	25,121	30,327	**3.00 %**
Buses (classes M2 + M3)	154	161	172	174	202	242	347	590	729	**6.57 %**
Light commercial vehicles LCV (class N1; < 3.5 t)	2,141	2,605	3,330	5,627	7,582	10,584	13,120	17,433	21,759	**4.07 %**
Heavy goods vehicles HGV (class N2; 3.5 t < x ≤ 12.0 t)	2	2	3	40	81	105	148	256	355	**3.93 %**
Heavy goods vehicles HGV (class N3; > 12.0t)	9	10	10	4	18	29	114	252	401	**0.89 %**
Articulated lorries classes (class N1 + N2 + N3)	4	3	3	3	4	20	52	197	365	**1.79 %**

** Hybrid electric drive not externally rechargeable*

Source: Statistics Austria; Illustration: AustriaTech; Data status: 31/12 of the corresponding year respectively 31/10/2026: The inventory numbers for 2026 for "PHEV" (M1) and for 'Further BEV of the classes L, M, N' were extrapolated on the basis of the existing vehicle stock (31.12.2025) and the cumulative new registrations of the current year.

Publicly accessible recharging points per federal state, October 2026

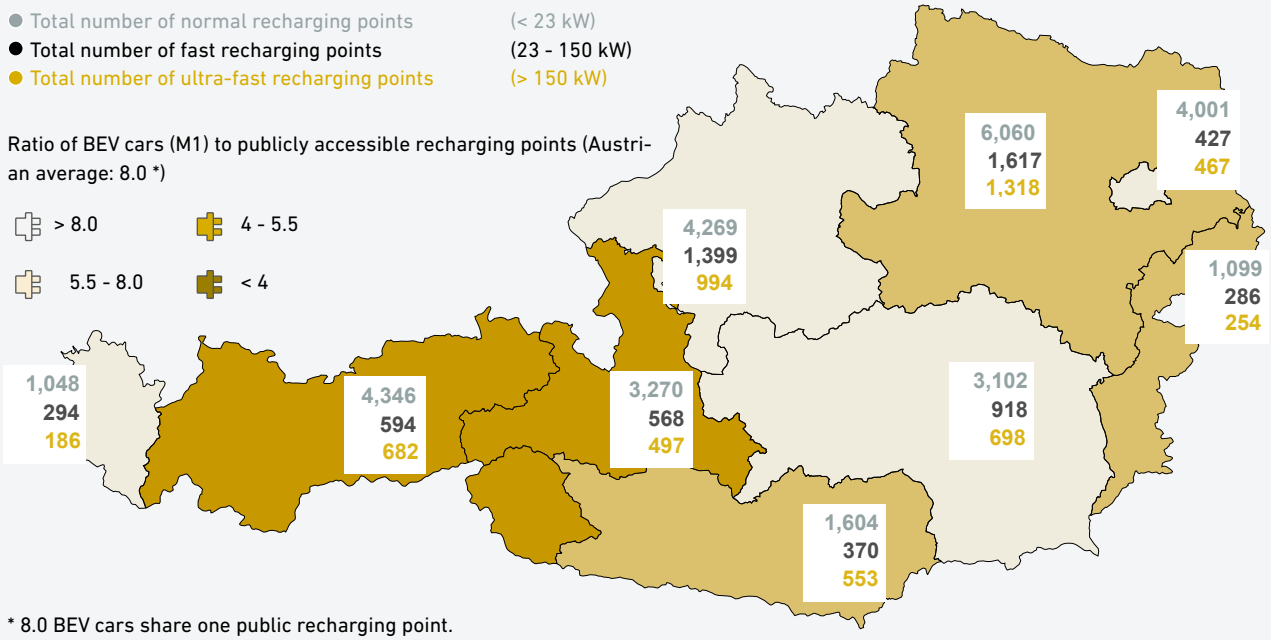

Source: E-Control, data cleansing by AustriaTech; Illustration: AustriaTech; Data status: 02/11/2026

Currently the Austrian recharging network consists of 28,799 normal recharging points, 6,473 fast recharging points and 5,649 ultra-fast recharging points, amounting to **40,921 publicly accessible recharging points** in total.

OLÉ - Austria's National Competence Center for E-Mobility supports the expansion of efficient recharging infrastructure in public spaces by improving framework conditions and funding programmes. OLÉ is committed to finding the right recharging infrastructure for the respective recharging scenario. To support the ramp-up, all forms of recharging infrastructure (e.g. smart home and workplace recharging points and high power recharging points on main routes) are needed.

Publicly accessible recharging points and total recharging capacity per month, 2025 - 2026

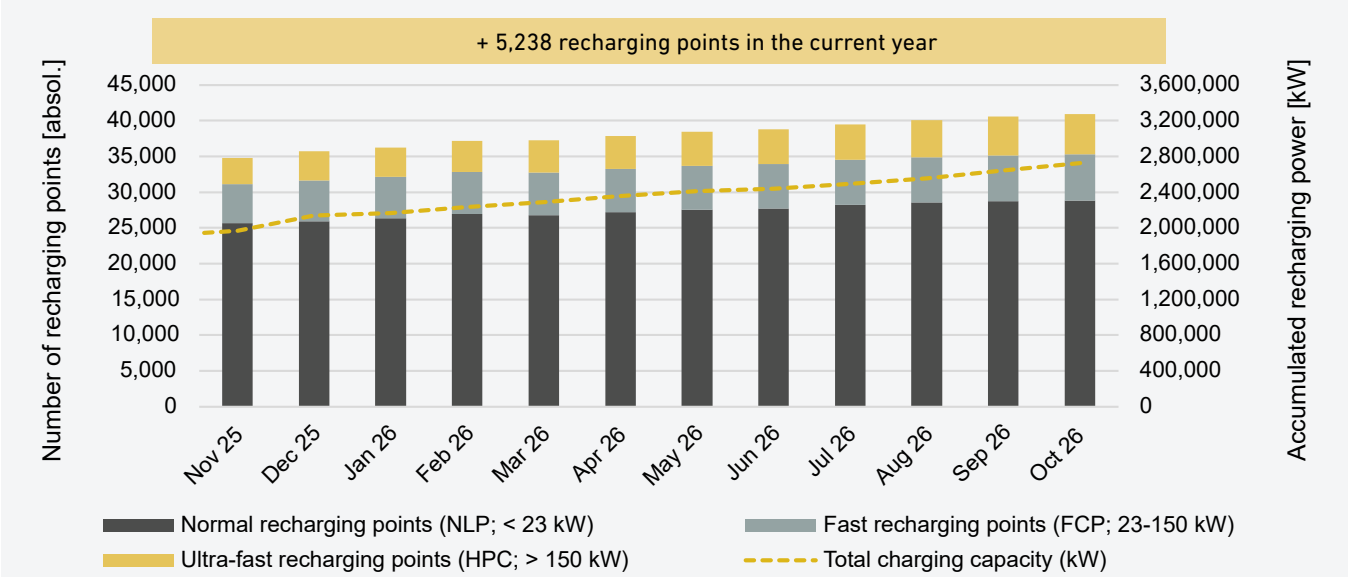

Source: E-Control, data cleansing by AustriaTech; Illustration: AustriaTech; Data status: 02/11/2026

Imprint

About

The monthly publication "E-Mobility in Austria Facts & Figures" is produced by AustriaTech in its role as National Competence Center for E-Mobility ("OLÉ - Österreichs Leitstelle für Elektromobilität"). As part of eMove Austria - the umbrella brand for e-mobility of BMIMI - the free and accessible publication offers a compact overview of current figures and developments. The National Competence Center is a hub and coordination point for the Austrian e-mobility initiatives.

You can find the issues of the publication series "E-Mobility in Austria Facts & Figures" at **www.austriatech.at/downloads** as well as at **www.austriatech.at/zahlen-daten-fakten-archiv**

Contact

OLÉ - Austria's National Competence Center for E-Mobility
leitstelle-elektromobilitaet@austriatech.at
https://bit.ly/OLELinkedIn
https://emove-austria.gv.at/

Media owner and publisher

AustriaTech – Gesellschaft des Bundes
für technologiepolitische Maßnahmen GmbH

Raimundgasse 1/6, 1020 Vienna, Austria
FN 92873d, Handelsgericht Wien
UID number: ATU39393704
Tel: +43 1 26 33 444
office@austriatech.at
www.austriatech.at

Copyright Coverphoto: AustriaTech/Shutterstock

AustriaTech is 100% owned by the Federal Republic of Austria. The tasks of the subsidiary are recognized by the Federal Ministry of Innovation, Mobility and Infrastructure (BMIMI). All publications by AustriaTech consider gender-sensitive language.

Status: October 2026



Federal Ministry
Innovation, Mobility
and Infrastructure
Republic of Austria

eMOVE Austria

austriatech